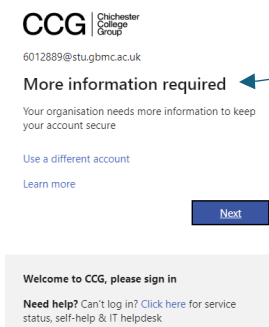


## CCG Students – CSpace requires MFA when off campus

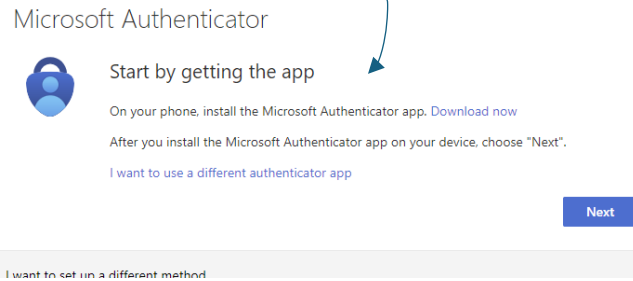
To access CSpace when away from college, you need to have set up multi-factor authentication (MFA) on your student Microsoft account.

Sign into <https://cspace.chichester.ac.uk/> - remember to sign in with your [studentID@stu.gbmc.ac.uk](mailto:studentID@stu.gbmc.ac.uk) account – the password is your normal college IT password

If you've not already set up MFA, you'll then see this box



Click 'Next' and then you'll see this message



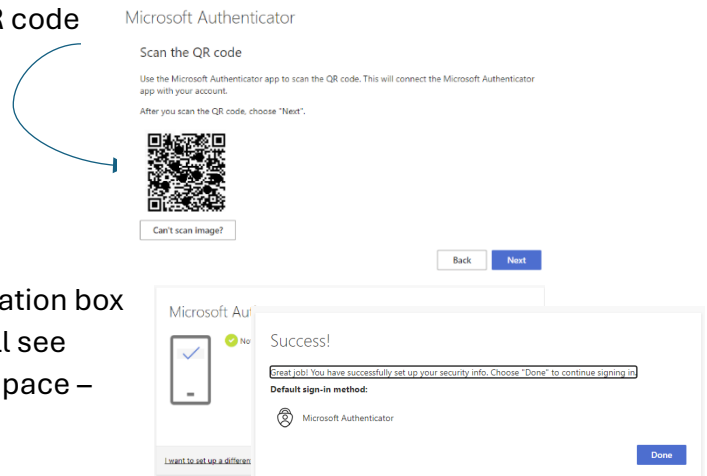
Clicking 'Download now' takes you to a screen where you can scan a QR code on your phone which will take you to the appropriate version of the authenticator

Install the app on your device - then go back to the browser and click 'Next'

Follow the instructions to set up your account on the authenticator app

Click '+' on the app and choose 'Work or school account'

'Scan a QR code' and scan the small QR code showing on your browser – then 'Next'



You will now be asked to test all is working by entering a confirmation number into the notification box that will come up on your phone. If works, you'll see these confirmations and will go straight into Cspace – click on 'My Profile' – 'My Exam Results'