

Welcome to Chichester College

Dear Student

Thank you for choosing to study Fashion and Textiles Level 3 90-credit Diploma. I am the study programme leader and look forward to working with you over the next year.

Further to your starting information, which outlines your start date & time, below is a brief overview regarding coming to college and preparing to study your course.

If your course requires the purchase of uniform or kit, you will find attached order forms to complete. Please order as soon as possible to guarantee delivery in time for start date.

The first few days of the course will be for induction and enrolment. **Timetables will not be available until this point.** This will give you the opportunity to get to know the other students on the course, as well as your lecturers and your student tutor.

Please ensure that on your first day you bring the following:

1. **Confirmation of your GCSE results – we cannot enrol you without a copy of results so this is essential**
2. A pen, paper, file
3. If applicable, payment for your course/evidence of benefits

If there are any trips associated with your course, you or your parent/guardian (if you're under 18) will need to complete a Consent/Disclosure form. Click the link for an [Under 18 Consent Form](#) or a [Medical Disclosure Form](#) if you're over 18.

English and Maths

NB: All students aged 16-18 years on a full time course are required to update their English and Maths skills if they do not hold a GCSE grade A/9-C/4 in both subjects. So please be aware that if you do not have these qualifications, you will be required to undertake a GCSE resit (or equivalent qualification) alongside your main programme of study. This is compulsory and not optional. Please be aware that you cannot be awarded for one qualification without passing the other.

Please feel free to contact me with any questions you may have regarding the above and I will be happy to help.

Best wishes,

Melissa Kidd

Study Programme Leader

[Course details](#)

Course Code: CART006F1A

Duration: Sept '23 to June '24

Attendance: 3 days a week

Campus:, Chichester

Contact your Study Programme Leader

☎ 01243 786321 ext. 2037

✉ Kiddm@chichester.ac.uk

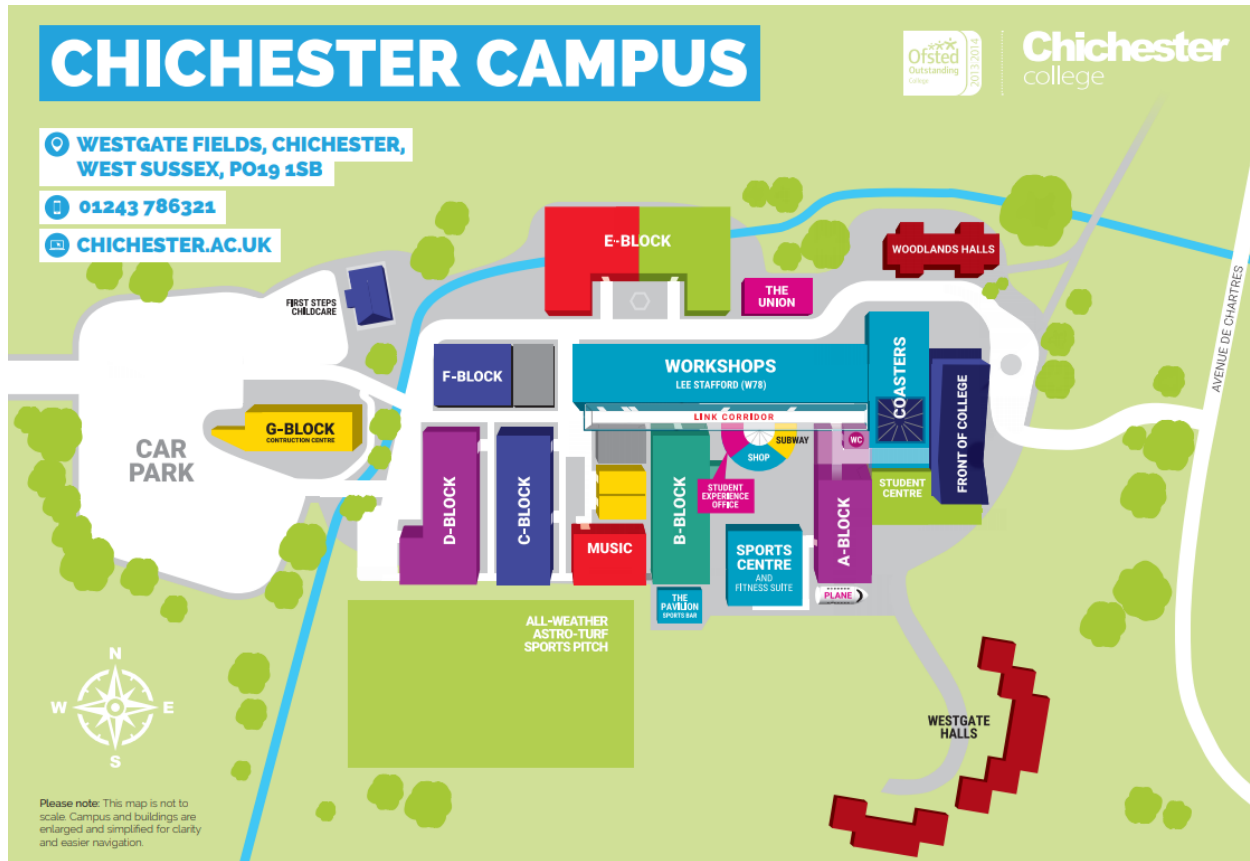


Officially
OUTSTANDING

CCG | Chichester
College
Group

Where will I be studying?

The course will take place in E Block, Chichester campus.





BOTANICALS

SUMMER HOLIDAY PREPARATION PROJECT

BTEC Level 3 National 540 Diploma in Art and Design Practice - FASHION & TEXTILES

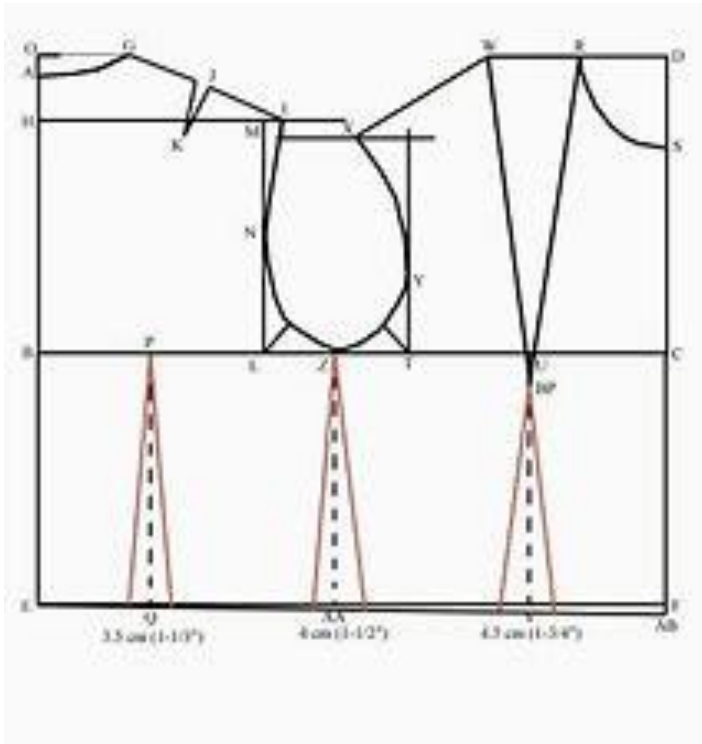
BACKGROUND

In preparation for your first fashion assignment in September I would like you to investigate and document research into the following **two themes**:

- **Bodices**
- **Botanicals**

We will first look at the definition of each.





BODICE - DEFINITION

bodice

[ˈbɒdɪs] 

NOUN

bodices (plural noun)

the close-fitting upper part of a dress, covering the chest and back above the waist.

- *historical*

a sleeveless, close-fitting waist-length garment, typically lacing up in the front, worn over a dress or blouse or as underwear.




BOTANICALS- DEFINITION



botanical  

Also found in: [Thesaurus](#), [Medical](#), [Acronyms](#), [Encyclopedia](#).

bo·tan·i·cal  (bə-tănĭ-kəl) also bo-tan-ic (-tănĭk)

adj.

1. Of or relating to plants or plant life.
2. Of or relating to the science of botany.



PREPARATION TASK 1

Research and document the theme of botanicals

Research should be a minimum of 5 pages and include:

- **Primary sources** (drawings/photographs).
- **Secondary sources** (books/internet/journals/magazines).
- **Drawing Top Tips:**

Drawing should include different drawing media e.g. pencils, inks and paints. You can exploit the qualities and styles of line, texture, tone and colour. Draw the whole or part of an object or picture to help you understand the shapes and forms that are contained within it.
- Present your research into an **A3 sketchbook** - this will be continued in (from September) for your first assignment.





PREPARATION TASK 2 **Investigate the historical development of bodices**

Investigation should include:

- From **16th Century to Present Day** (historical and contemporary) examples. Presented chronologically (in date order).
- **Images (all sources referenced)** - a mixture of **photos and sketches**.
- **Annotation** (information & labelling) eg. shapes and structures/details/colour/textures/print and surface decoration.
- **Evaluation** (what you like/ don't like/ what aspects inspire you).
- **Further analysis** - drawn close-ups of particular features.
- Presented either as a **power point/slide show** or **presented in your sketchbook**



GETTING PREPARED!!

- You are required to supply your **own basic stationary kit:**
 - Pens/pencils
 - Colouring pencils

 - Ruler
 - Eraser
 - Sharpener
 - Paper scissors
- Alongside this it is essential **you bring specialist art and fashion equipment.** This includes having access to a sewing machine outside of College for you to undertake your project coursework.
- **We have our own supplier who you can purchase our bespoke art and fashion kits from.** Delivery to College will be early September. Alternatively look at the kit list items and source your own to ensure you are fully prepared 😊
- <https://art-kits.co.uk/chichester-fashion/>



SUMMARY

The purpose of the preparation project is to help inspire you for your 1st fashion assignment in September. Please don't worry if you cannot complete absolutely everything!

Most importantly is that you rest, enjoy and stay safe with your families.

I am really looking forward to welcoming each and everyone of you onto the L3 BTEC Fashion course in September. We have lots of exciting projects planned ahead.

If you have any questions beforehand please don't hesitate to email me: KiddM@chichester.ac.uk

All the best

Melissa Kidd