

What is this?

DIGITAL THEATRE +

Digital Theatre Plus

An online resource where you can:

“Watch high quality films of leading theatre productions including drama, musicals and dance”

“Find out how plays are brought to the stage in interviews with the creative teams”

“Learn about interpretation through detailed analysis of play texts”

“Teach key plays with stimulating and relevant support”



Derek Jacobi BBC Studios in Hamlet (1978)

Online Resources

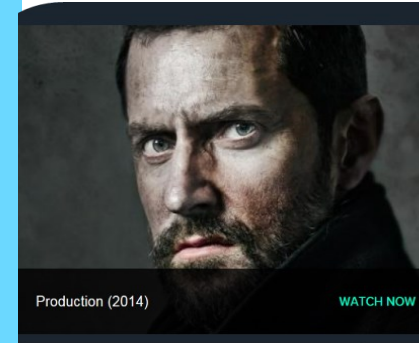


@ Chichester College Group

Contact us

The Library
Chichester College
lrc@chichester.ac.uk
01243 812214

Digital Theatre Plus



Richard Armitage as John Proctor in the Crucible (©Jay Brooks)

Online Research @ Chichester College Library

Drama

Theatre

Musicals

Ballet

Study guides

Teaching support

How do I log in?

Go to **CCGOnline** and log in with your College Microsoft 365 account.

From the **Students** dropdown menu at the top of the page, select **Library**, **Library Resources**.

Go to the **Online Resources** icon.

Scroll down and click on **Digital Theatre Plus**. Click on the image or link for **Digital Theatre Plus**.



In college you will be logged in automatically.

Logging in off campus

Select **Sign in** on the top right of the screen.

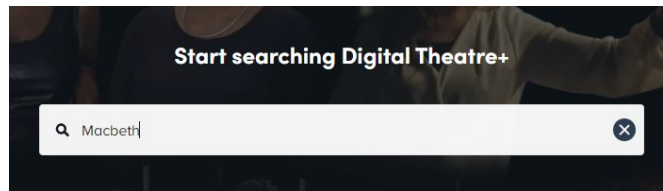
A screenshot of the Digital Theatre Plus sign-in form. It features the DT+ logo at the top, a "Sign In" heading, a text input field for "Username or email address:", a "Remember me" checkbox, a green "Next" button, and a link for "Need help signing in?".

Enter your College email address and click on **Next**. Select **Chichester College Group** from the drop-down menu.

If you are not already logged into your College Microsoft 365 account, please do so when prompted.

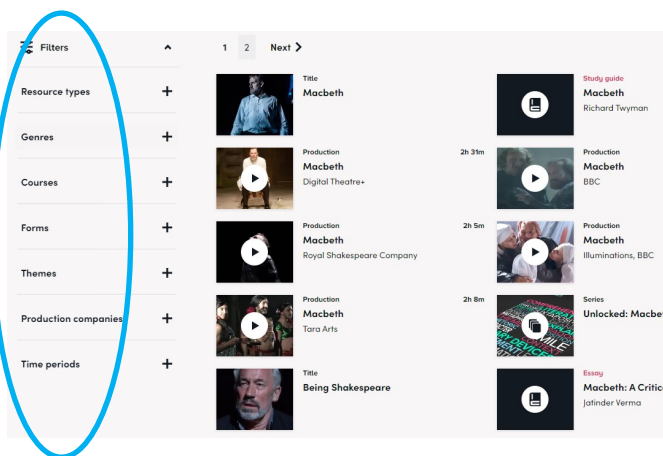
How do I search?

Enter a search term into the search box and press return.



The results will appear in grid format in relevance order. You can change the order to title A-Z or by Z-A by the drop-down **Sort by** menu.

You can refine your search further by using the filters on the left. For example, refine by resource types (e.g. interviews and study guides) genres, courses, forms, themes, production companies and time periods).

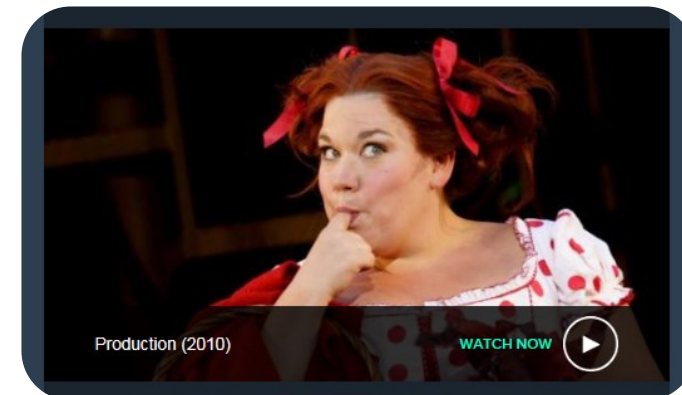


Click on a title to view.

How do I use the results?

For productions, you can choose to watch by Sections (e.g. by Act, Key scene or Key speeches).

If you scroll down, you can explore a variety of other options to learn about the production: About, Classification, Productions, Video resources, Written resources and Cast/Creatives.



Into the Woods by Stephen Sondheim (2010)

What if I still need help?

Scroll down to the bottom of the home page to the section **Help and Support** and click on **Video Training for Higher Education**, then **Training for students**. Or please ask a member of the Library Staff for assistance in using this resource.