

# What is this?

## DIGITAL THEATRE +

### Digital Theatre Plus

An online resource where you can:

“Watch high quality films of leading theatre productions including drama, musicals and dance”

“Find out how plays are brought to the stage in interviews with the creative teams”

“Learn about interpretation through detailed analysis of play texts”

“Teach key plays with stimulating and relevant support”



Derek Jacobi BBC Studios in Hamlet (1978)

#### Online Resources

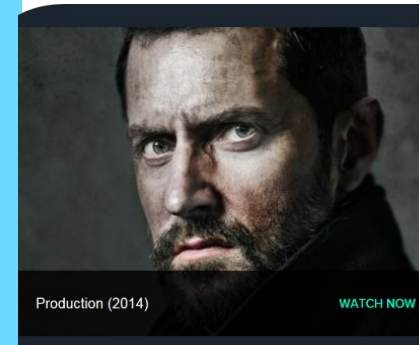


@ Chichester College Group

### Contact us

The Library  
Chichester College  
[lrc@chichester.ac.uk](mailto:lrc@chichester.ac.uk)  
01243 812214

## Digital Theatre Plus



Richard Armitage as John Proctor in the Crucible (©Jay Brooks)

### Online Research @ CCG Libraries

Drama

Theatre

Musicals

Ballet

Study guides

Teaching support

# How do I log in?

Go to **CCGOnline** and log in with your College Microsoft 365 account.

From the **Students** dropdown menu at the top of the page, select **Library**, **Library Resources**.

Go to the **Online Resources** icon.

Scroll down and select the icon for **Digital Theatre Plus**. Then click on the image or link for **Digital Theatre Plus**.



In college you will be logged in automatically.

## Logging in off campus

Select **Sign in** on the top right of the screen.

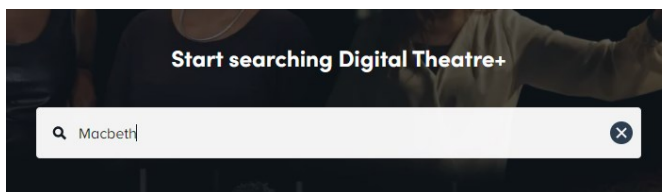
A screenshot of the Digital Theatre Plus sign-in page. It features the "DT+" logo at the top left. Below it is a "Sign In" section with a text input field for "Username or email address:" and a "Next" button. There is also a "Remember me" checkbox and a link for "Need help signing in?" at the bottom.

Enter your College email address and click on **Next**. Select **Chichester College Group** from the drop-down menu.

If you are not already logged into your College Microsoft 365 account, please do so when prompted.

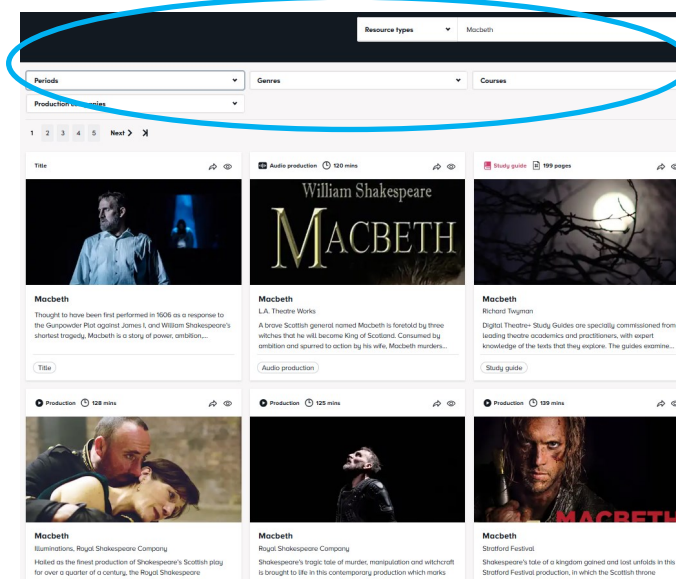
# How do I search?

Enter a search term into the search box and press return.



The results will appear in grid format in relevance order. You can change the order to title A-Z or by Z-A by the drop-down **Sort by** menu.

You can refine your search further by using the filters at the top. For example, refine by resource types (e.g. interviews and study guides) time periods, genres, courses, forms, themes, production companies).

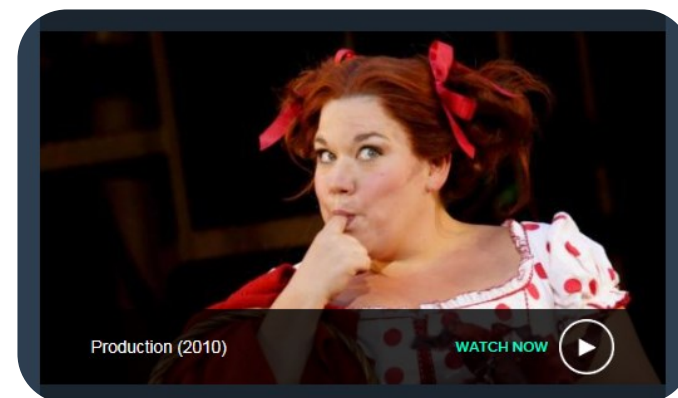


Click on a title to view.

# How do I use the results?

For productions, you can choose to watch by Sections (e.g. by Act, Key scene or Key speeches).

If you scroll down, you can explore a variety of other options to learn about the production: About, Classification, Productions, Video resources, Written resources and Cast/Creatives.



Into the Woods by Stephen Sondheim (2010)

# What if I still need help?

Scroll down to the bottom of the home page to the section **Help and support** and click on **Support and knowledge base** then **Video Training for Higher Education**. Or please ask a member of the Library Staff for assistance in using this resource.