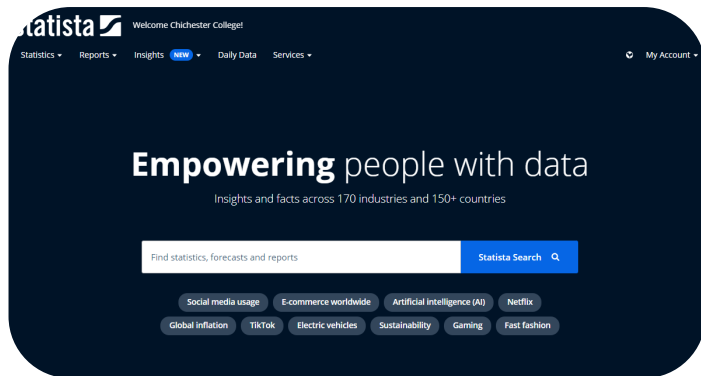


What is this?



Statista

“Statista is a global data and business intelligence platform with an extensive collection of statistics, reports and insights on over 80,000 topics from 22,500 sources in 170 industries”



Online Resources



@ Chichester College Group

Contact us

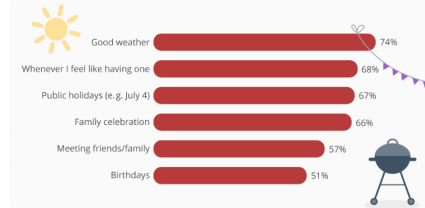
The Library
Chichester College
Group
lrc@chichester.ac.uk
01243 812214

Online Research @ CCG Libraries

Statista

The Ideal Occasion to Have a Barbecue

Percent of respondents who think following occasions are ideal to have barbecues



Q: "Which of the following is an ideal occasion for you to have a barbecue?"
1,000 English-speaking US-american residential population, 18 years and older, surveyed in July 2017, other & 'don't know' answers omitted
Source: Statista survey

<https://www.statista.com/chart/10884/ideal-occasions-for-a-barbecue/>

- Business
- Marketing
- Economics
- Sociology
- Tourism & Hospitality
- Media
- Computing
- Engineering

How do I log in?

Go to CCGOnline and log in. Scroll down the page and click on the link to **Learning Resources**. Go to **Online Resources**.

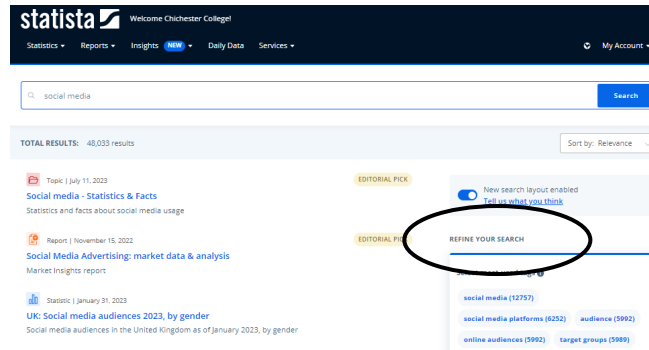
Select the icon for **Statista** and then click on the image or link.

Searching this database from home

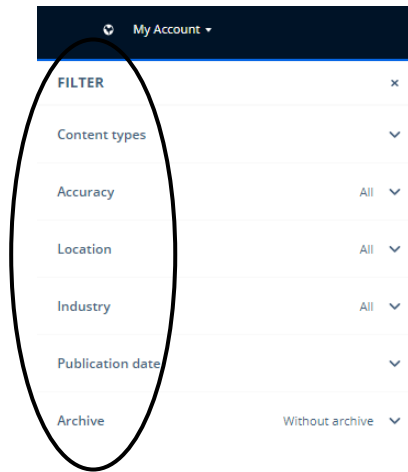
We now have a simplified WAYFless (Where are you from) login for off-campus access to Statista. Click on the [WAYFless link](#) shown.

If you are not already logged into your CCG Microsoft account, sign in when prompted with your college email address and password.

You can narrow your search by using the **Refine Your Search** options to the right of the screen.



You can select a **Tag** (keyword/category) and/or select **More filters** under **Refine Your Search** to narrow your search by **Content type** (e.g. statistics, reports, topics), **Accuracy** (to change the broadness of your search), **Location**, **Industry** and **Publication Date**.

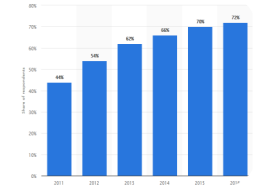


How do I use the results?

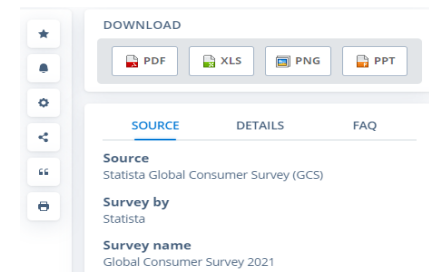
If you have used the search filters to refine by statistics, for example, click on one of the titles.

Statistics

You will see the data presented in chart format.

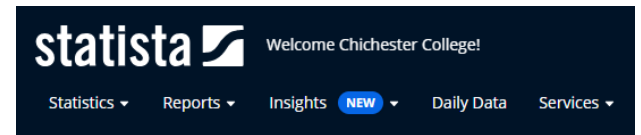


Use the download menu to print or to download an image, PDF, spreadsheet or PowerPoint presentation of the graph. To find referencing information click on the **quotation mark** " next to the menu and choose from the referencing formats shown.



Menu

You can use the menu bar at the top to browse Statistics, Reports (information on various markets and industries), Insights (data on over 1000 markets and industries to identify market potential) or Daily data (hot topics and issues).



What if I still need help?

Select **Services > First steps and help center** for help with searching in Statista. Or book a demonstration from a member of library staff.

How do I search?

Basic search

Enter your search query in the box and click **Statista Search**.

