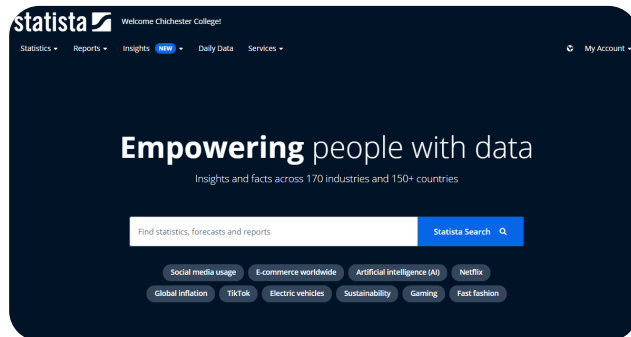


What is this?

statista

Statista

“Statista is a global data and business intelligence platform with an extensive collection of statistics, reports and insights on over 80,000 topics from 22,500 sources in 170 industries.”



Online Resources



@ Chichester College Group

Contact us

The Library
Chichester College
Group
lrc@chichester.ac.uk
01243 812214

Statista



<https://www.statista.com/chart/10884/ideal-occasions-for-a-barbecue/>

Online Research @ CCG Libraries

Business

Marketing

Economics

Sociology

Tourism & Hospitality

Media

Computing

Engineering

How do I log in?

Go to CCGOnline and log in. From the **Students** dropdown menu at the top of the page, select **Library**, **Library Resources**. Go to **Online Resources**.

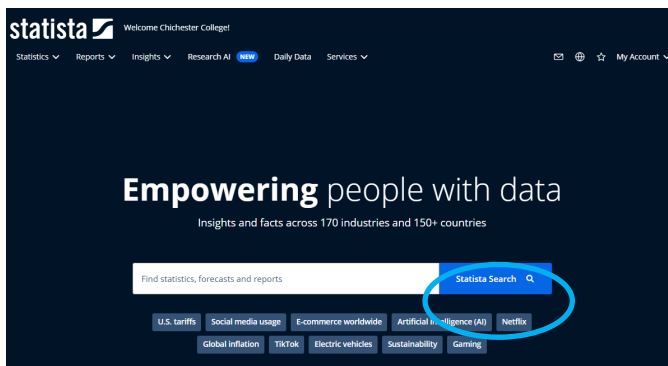
On or off campus, select the icon for **Statista** and then click on the image or link for Statista which will take you to the basic search page.

If you are not already logged into your CCG Microsoft account, sign in when prompted with your college email address and password.

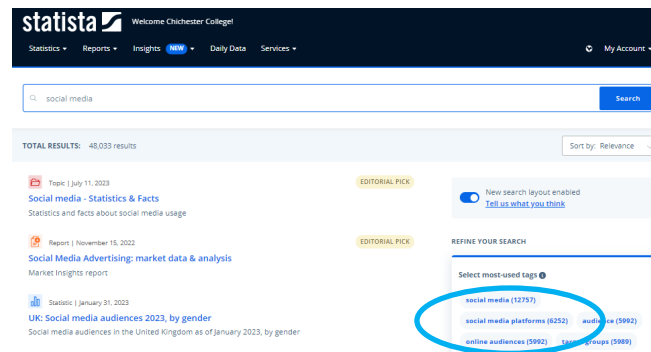
How do I search?

Basic search

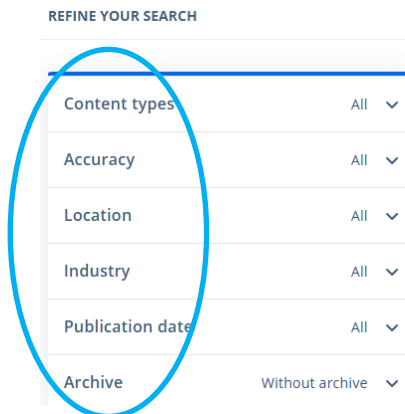
Enter your search query in the box and click Statista search.



You can narrow your search by using the **Refine Your Search** options to the right of the screen.



You can select a **Tag** (keyword/category) and/or select **More filters** under **Refine Your Search** to narrow your search by **Content type** (e.g. statistics, reports, topics), **Accuracy** (to change the broadness of your search), **Location**, **Industry** and **Publication Date**.



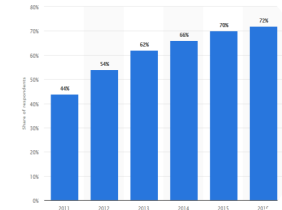
You can also use Research AI on the home page to obtain fact-based content in response to your research question.

How do I use the results?

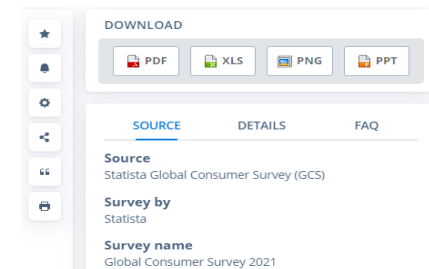
If you have used the search filters to refine by statistics, for example, click on one of the titles.

Statistics

You will see the data presented in chart format.

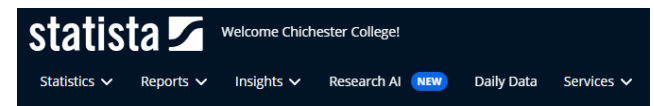


Use the download menu to print or to download an image, PDF, spreadsheet or PowerPoint presentation of the graph. To find referencing information click on the **quotation mark** " next to the menu and choose from the referencing formats shown.



Menu

You can use the menu bar at the top to browse Statistics, Reports (information on various markets and industries), Insights (data on over 1000 markets and industries to identify market potential) or Daily data (hot topics and issues).



What if I still need help?

Select Services > First steps and help center for help with searching in Statista. Or book a demonstration from a member of library staff.