

What is this?

WILEY  Online Library

Wiley Online Library

Over 4 million articles from 1,600 peer reviewed journals.

Online Resources




@ Chichester College Group

Contact us

The Library
Chichester College
Group
lrc@chichester.ac.uk
01243 812214

Wiley Online Library



Journal of Clinical Nursing,
Volume 33, Number 9 (2024)

Online Research @ CCG Libraries

Arts

Humanities

Health

Science

Engineering

Technology

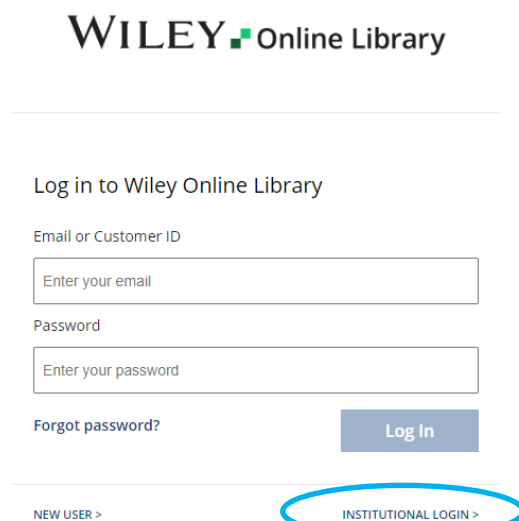
Social Sciences

How do I login?

Go to CCGOnline and log in. From the **Students** dropdown menu at the top of the page, select **Library, Library Resources**. Go to **Online Resources**.

Scroll down and select the icon for **Wiley Online Library**. Click on the link or image for **Wiley Online Library**. In college you will be directed to the main search screen and can begin searching.

Searching this database from home



Click the **Login/Register** at the top of the page and then select **Institutional Login** from the bottom of this box.

Click on or type **Chichester College Group**. If you are not already logged into your CCG Microsoft 365 Account, please log in when prompted to do so with your college email address and password.

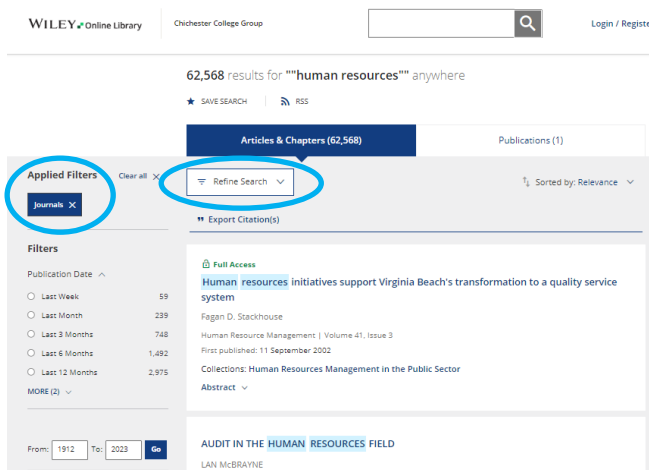
How do I search?

Enter search terms in the box in the centre of the screen or scroll down to browse by subject and topic.

Refine your results using the filters on the left of the screen or the **Refine search** menu.

NOTE

You should always narrow your results by choosing **Journals** before making other refinements.



You can also build a search using the **Advanced Search** option under the main search box on the first screen.

Look for the open padlock icon above titles showing articles which are full text, free or open access.

Register/Login to be able to save searches for a later session.

How do I use the results?

Click on the title of the article to open the full text.

By clicking on the **Related** and **Information** tabs to the right, you can find related articles and number of citations of the article.

Use the **PDF** icon under the article title to open a pdf of the document.

Additional functions within the pdf allow you to search within and print the document.

Select the **TOOLS** icon and click on **Export citation** to find referencing information.

Click on the **SHARE** icon to generate a shareable link which you could email to yourself.

Advanced

In the same screen as the opened article, you can click in the **Search** box at the top and choose to **search within the journal** or select **Advanced Search** or **Citation search** which appear below the search box when you click within the search box.

What if I still need help?

Ask a member of Library staff for further help.