

What is this?



Bloomsbury Visual Arts

A digital library of over 170 illustrated ebooks for a visual arts education

22 Choosing a subject



1.87
Title: *The Blue Lift*. From the series *The Savoy*, 2007.
Photographer: Andy Gotts
The actor John Hurt looks relaxed but challenging in this evocative image, which relates to the rich history of the Savoy Hotel through visual storytelling.

Making Photographs
Bloomsbury Visual Arts

Online Resources



@ Chichester College Group

Contact us

The Library
Chichester College
Group
lrc@chichester.ac.uk
01243 812214

Updated November 2023

Bloomsbury Visual Arts



P.J. Clarke's The Tavern
by Stephen Gardner

Online Research @ CCG Libraries

- Architecture
- Art and Design
- Fashion and Textiles
- Film Studies
- Graphic Design
- Marketing
- Media Studies
- Photography

How do I log in?

Go to CCGOnline and log in. Scroll down the page and click on the link to **Learning Resources**. Go to **Online Resources**.

Click on the link for **Bloomsbury Visual Arts**.

You will automatically be taken to the eBooks search screen.

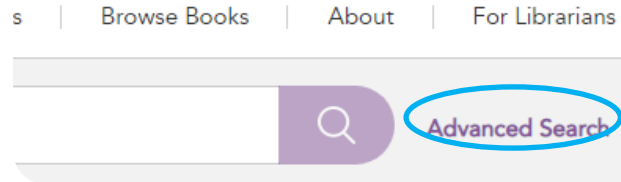
Searching this database from home

Click on **Log In** at the top right, click on **Log in via your institution**. Under Find Your Organisation, type/ click on **Chichester College Group**.

Access Provided by Chichester College Group should appear at the top.

Advanced Searching

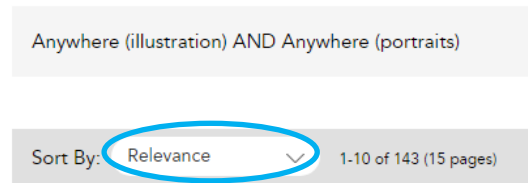
Click on **Advanced Search** next to the search box. Enter your search term, choose title, author etc from the drop down menu and then click **Add field**. Use AND,OR, NOT to combine terms.



How will the results appear?

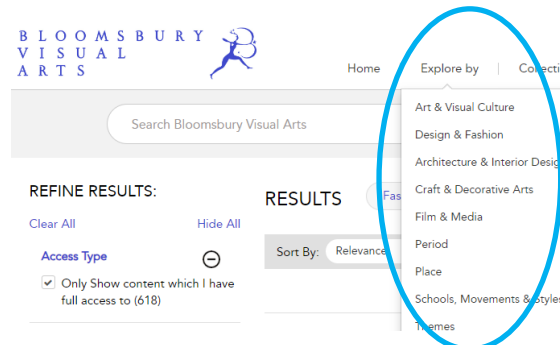
Results are displayed in relevance order (change to by title if preferred).

RESULTS



Search by Subject

Click on **Explore By** at the top, choose what topic you want to search for. You will then be directed to a page containing eBooks in your chosen discipline.



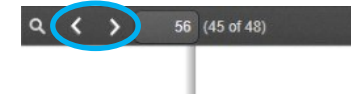
How do I use the results?

Printing, Referencing and Emailing

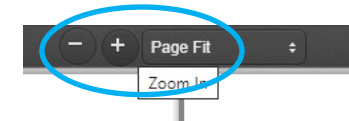
Click on these icons to print or email chapters:



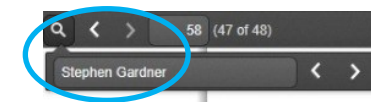
You can move from one page from to another using the arrows at the top centre of the pages.



If you want to enlarge the pages, there is a zoom button which is located at the top centre of the page. You can use the drop down menu to return to page fit setting.



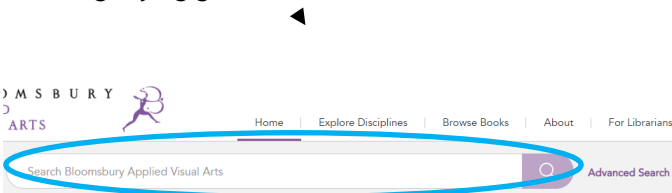
To search for a specific term in the resource you can click on the magnifying glass to search for it.



How do I search?

Basic Searching

Enter your search term in the search box and click on the magnifying glass.



What if I still need help?

Click **About** at the top of the home page and click on **How to Use** or **Help** or contact library staff.