


# What is this?

BLOOMSBURY  
VISUAL  
ARTS



## Bloomsbury Visual Arts

A digital library of over 170 illustrated ebooks for a visual arts education.



1.07  
Title: The Blue Lift. From the series The Savoy, 2007  
Photographer: Andy Goffe  
The actor John Hurt looks relaxed but challenging in this evocative image, which relates to the rich history of the Savoy Hotel through visual storytelling.

Making Photographs  
Bloomsbury Visual Arts

### Online Resources



@ Chichester College Group

## Contact us

The Library  
Chichester College  
Group  
lrc@chichester.ac.uk  
01243 812214

## Bloomsbury Visual Arts



P.J. Clarke's The Tavern  
by Stephen Gardner

Online Research @ CCG Libraries

Architecture  
Art and Design  
Fashion and Textiles  
Film Studies  
Graphic Design  
Marketing  
Media Studies  
Photography

# How do I log in?

Go to CCGOnline and log in. From the **Students** dropdown menu at the top of the page, select **Library**, **Library Resources**. Go to **Online Resources**.

Click on the icon for **Bloomsbury Visual Arts** which will take you to the online resource page with the help sheet and log in information. Click on the link for **Bloomsbury Visual Arts** and log in.

## Logging in from on campus or home

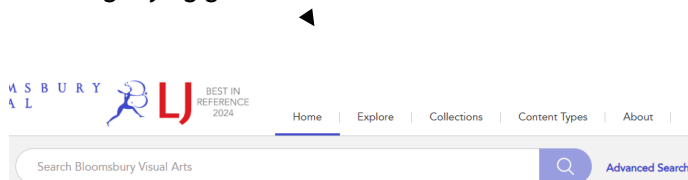
Click on **Log In** at the top right, click on **Log in via your institution**. Under Find Your Organisation, type/ click on **Chichester College Group**.

Access Provided by Chichester College Group should appear at the top.

# How do I search?

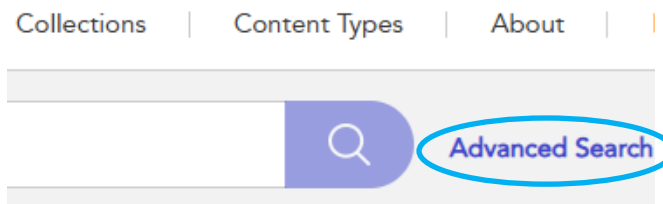
## Basic Searching

Enter your search term in the search box and click on the magnifying glass.



## Advanced Searching

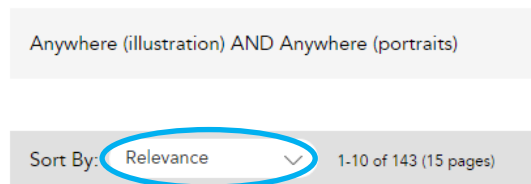
Click on **Advanced Search** next to the search box. Enter your search term, choose title, author etc from the drop down menu and then click **Add field**. Use AND, OR, NOT to combine terms.



## How will the results appear?

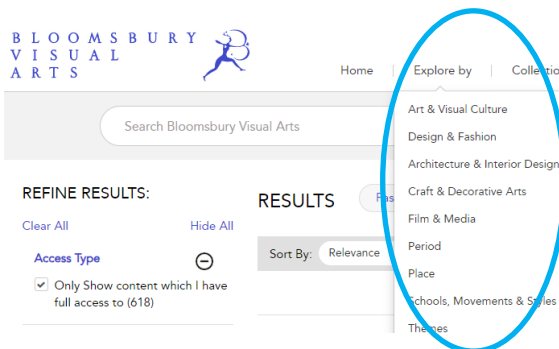
Results are displayed in relevance order (change to by title if preferred).

## RESULTS



## Search by Subject

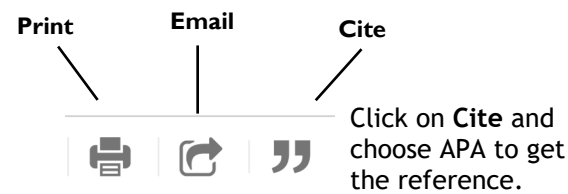
Click on **Explore By** at the top, choose what topic you want to search for. You will then be directed to a page containing eBooks in your chosen discipline.



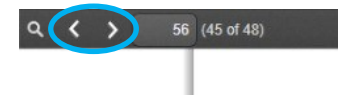
# How do I use the results?

## Printing, Referencing and Emailing

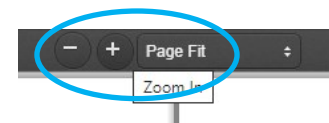
Click on these icons to print or email chapters:



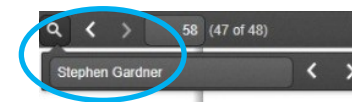
You can move from one page from to another using the arrows at the top centre of the pages.



If you want to enlarge the pages, there is a zoom button which is located at the top centre of the page. You can use the drop down menu to return to page fit setting.



To search for a specific term in the resource you can click on the magnifying glass to search for it.



# What if I still need help?

Click **About** at the top of the home page and click on **How to Use** or **Help** or contact library staff.