

# What is this?

## SocINDEX

## SocIndex

SocIndex with full text is a high-quality sociology research database with over 800 full text journals.



The British Journal of Social Work  
<https://academic.oup.com/journals>

Online Resources




@ Chichester College Group

## Contact us

The Library  
Chichester College  
Group  
lrc@chichester.ac.uk  
01243 812214

Online Research @ CCG Libraries

## SocINDEX



Science  
Psychology  
Sociology  
Criminology

Childcare and Early Years  
Education and Teacher Training  
Health and Social Care

# How do I log in?

Go to CCGOnline and log in. From the **Students** dropdown menu at the top of the page, select **Library**, **Library Resources**. Go to **Online Resources**.

Go to **Online Resources**.



Click on the icon for SocIndex, then the link.

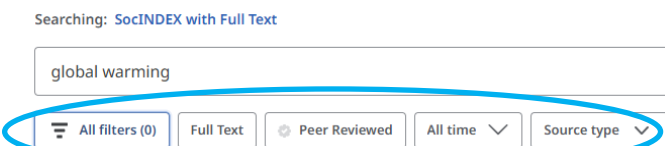
## SocINDEX

# How do I search?

To start searching you can opt for a basic or advanced search.

## Basic Search

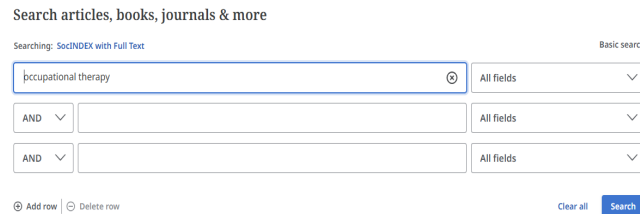
Type in your topic and click the search magnifying glass icon.



To narrow down the results you can filter by the filter options at the top such as **All filters** (limit by publication date, language, source types, subject and geography etc) or use the quick filters **All time** or **Source type** or carry out an Advanced Search.

## Advanced Search

Click on **Advanced Search**. Enter your search term then click **All fields** to choose author, title, subject term etc from the drop down menus. Use AND, OR, NOT to combine terms. Scroll down for additional filter options if needed and click **Search**.



## How will the results appear?

Results are displayed in relevance order (change to date newest if preferred).

## Too many results?

If you have too many results try limiting your search using the **All filters** tab at the top for example by publication date, source types, subject, publication, language or geography. Or by the quick filters (e.g. **Source type**, **All time**)

Click on a title to view further details about the record.

Click on Access Options to see the options for displaying the full record (e.g. pdf) and click the link to view the detailed record.



# How do I use the results?

On the full record page use the menu on the top of the screen to download, listen, save, cite (to obtain bibliographic details for referencing), add to projects, share (e.g. email) and print.



## My dashboard

- Projects
- Saved
- Recent activity
- Holds & checkouts
- Alerts

## Research tools

- New search
- Publication Finder
- Help

Create a personal EBSCO account by clicking **MyEBSCO** at the top of the results page. Your account will allow you to make full use of the dashboard facility to the left of the results page. Using the dashboard you can see your search history & add saved items to your projects.

**New search** opens up a new search box and **Publication Finder** is useful for searching journals by title or subject.

# What if I still need help?

Click on **Help** under Research Tools or ask a member of library staff for assistance.