

# What is this?



## EBSCO Discovery

A search tool that includes the library book collection, eBooks, EBSCO journal databases, videos and other academic databases in one single search.



## Online Resources



@ Chichester College Group

## Contact us

The Library  
Chichester College  
Group  
lrc@chichester.ac.uk  
01243 812214

# EBSCO Discovery



Living in a Material World

TENANT OF CULTURE  
PHILOMENA EPPS

Fast fashion and environment –  
article from EBSCO Discovery

Online Research @ CCG Libraries

Science

Computing

Engineering

Sociology

Language & Literature

History

Psychology

Business & Economics

Cross campus library books

# How do I log in?

The easy way to start using EBSCO Discovery is to log into CCGOnline and then click on Learning Resources. The EBSCO Discovery search box is located to the right of the screen.

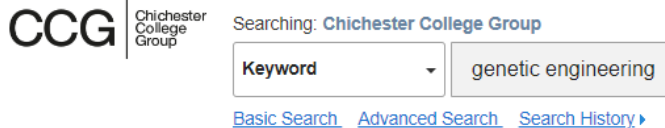


# How do I search?

To start searching you can opt for a basic or advanced search.

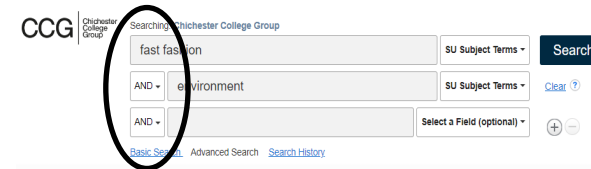
## Basic Search

Type in your topic e.g. genetic engineering into the search box and click 'Search'. To narrow down the results you can filter by keyword, title, or author using the keyword dropdown option.



## Advanced Search

Click on Advanced Search. Enter your search term then click **Select a field** to choose author etc from the drop down menus. Use AND, OR, NOT to combine terms.

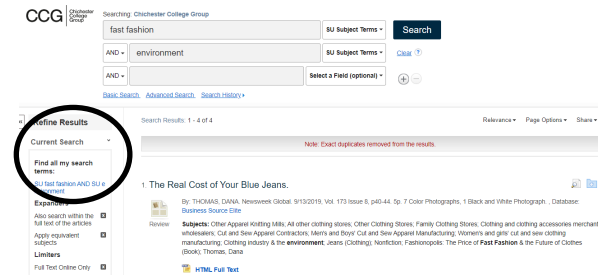


## How will the results appear?

Results are displayed in relevance order (change to by date, author etc. if preferred). A Discovery search will also include e-books and all the library books held by CCG.

## Too many results?

If you have too many results try limiting your search using **Refine results** options, for example by date, source type or subject. This is found to the left of the screen.

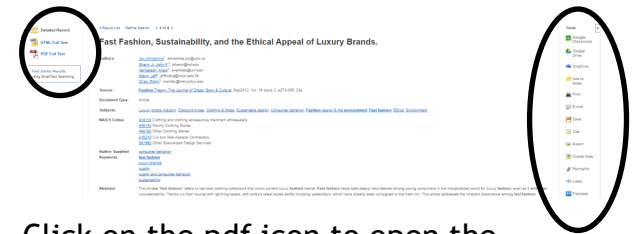


Click on a title to see the full record.



# How do I use the results?

On the detailed record page use the Tools menu on the right of the screen to save, email, print, and obtain bibliographic details for referencing. If you want to save your results, create a Sign In using the menu at the top of the page and you will be able to add items to your own folder which will be saved after you have logged out.



Click on the pdf icon to open the full text of the article to read, save or print; html links also have an option to listen to the article.

## Referencing

Click on **cite** in the tools menu and choose from the referencing formats shown.

# What if I still need help?

Click **Help** at the top right of the page or book a demonstration from a member of library staff.