

GETTING READY FOR PACK

A Level Textiles

We are delighted you have chosen to study A Level Textiles at Haywards Heath College

WHAT YOU WILL STUDY

Unit/Topic	In the A-Level Textile course, you will study a mix of practical and theoretical aspects of textiles. Workshop based activities exploring a wide range of textile materials, processes and techniques. Through a range of different project briefs, you will create your own textile pieces through experimentation and contextual and historical research. The course includes a personal investigation and an externally set assignment, preparing students for further study or careers in fashion, costume, interior design, or other creative industries.
-------------------	--

WHAT YOU NEED

Kit List	Will be provided for you.
Course Supplement	This information will be posted to you shortly
Equipment	Course materials/ textile studio equipment on site
Essential Textbooks	The College Library has a wide range of Textile/ Design/ Fashion books

ENRICHMENT

Trips	Relevant exhibitions to support contextual underpinning knowledge. Such as V&A & Design Museum
Guest Speakers	Profession practitioners working in the field of textiles and progression opportunities
Events	Exhibitions. Fashion Catwalk

OPTIONAL ADDITIONAL READING/STUDY

	Collecting visual information from various sources such as Pinterest. Visit Galleries.
--	--

SUMMER WORKING TASK INFORMATION

Completion Date: First Lesson Week Commencing 8/9/25




This pack will help you make the best possible start to studying this subject. The tasks in this pack should take you about 4 hours to complete.

- should be handed into your teacher when teaching starts 8 September 2025 with your name on it for assessment.
- are also available on the internet – follow the links in the document.

The tasks are designed to get a bit more difficult as you work through them as they are preparing you for studying at a higher level and to become an effective independent learner. You should try to get as far as you can working on your own but if you do need help, please email us at info@haywardsheath.ac.uk telling us which Getting Ready For pack you are working on and what help you need. Help is available throughout the summer holidays.

SUMMER WORKING TASK

Skills Focus	Creative thinking skills Research, Drawing/Observation skills Vital Communication skills Written Critical analysis skills Practical making skills
Task 1 Internet research Target Grade – All Deadline – Start of term	Artists research Look at the websites of the following textile artists <ul style="list-style-type: none"> • Cas Holmes: Cas Holmes: Themes & Techniques - The Arty Teacher • Shelley Rhodes: www.shelleyrhodes.co.uk • Donna Rhae Marder: Something out of Nothing HandEye, and Mobilia Gallery Select one of these artists, print out pictures of 4 pieces of their work. Use pencil, fine liner, colour pencil or felt pens to draw the works. These drawings should show you have looked closely at the works, and that you understand how they were made. Label to add explanation.
Task 2 Written critical analysis Target Grade – All Deadline – Start of term	Learning from your artists research <ul style="list-style-type: none"> • Write a paragraph explaining the ideas, inspirations and influences on the work • Write a paragraph giving your opinions on the works. Make constructive positive and critical comments Use correct subject terminology and creative language
Task 3 Practical task Target Grade – All Deadline – Start of term	Constructed Textile techniques <ul style="list-style-type: none"> • Collect a selection of different papers. Try to find a variety of colours, textures, translucencies, and patterns. Include newspaper, magazine pages, wrapping paper, and/or old maps. • Create 4 x A5-A4 sized samples. Experiment with, tearing, cutting, weaving, layering, patchwork to make samples that explore pattern and texture, colour and balance. • You could also use drawing, or hand or machine stitching to decorate your samples.

	Try to incorporate aspects of the work of the artists listed above in your samples.
Task 4 Practical task Target Grade – High Grades Deadline – Start of term	<ul style="list-style-type: none"> Use your gathered papers to create an inventive garment or sculpture. Photograph your creation from all angles, and close up to show detail. Print the photographs ready for your first lesson.
Notes: <div> <div> Cas Holmes  </div> <div> Shelley Rhodes  </div> </div> <div>  </div> <div> Donna Rhae Marder </div>	