

GETTING READY FOR PACK

BTEC Level 3 National Extended Diploma in Sport

We are delighted you have chosen to study within our Sport Department at Haywards Heath College

WHAT YOU WILL STUDY

Unit/Topic:	<p>Unit 1 Anatomy and Physiology: Explore the structure of the skeletal, muscular, cardiovascular, respiratory and energy systems as well as additional factors which affect sport and exercise performance. External Assessed Exam in January. 1.5 hours. Mark out of 80</p> <p>Unit 2 Fitness Training and Programming for Sport, Health and Well-Being: Explore the process required for screening clients and assessing their lifestyle and nutritional intake and how to interpret this information will then be examined, suggest modifications to help improve the individual's fitness, health and overall well-being. External Assessment with 4 A4 side notes taken in with you. 2.5 hours. Mark out of 60</p> <p>Unit 3 Professional Development: Discover the different possible careers and the associated job roles in the sports industry, and plan for recruitment along the way. Internal based assessment. 2 separate Assignments</p> <p>Unit 4 Sports Leadership: Develop your confidence in a variety of different roles when leading sport. These roles range from coach, to official, to captain or personal trainer. Internal based assessment. 2 separate Assignments</p> <p>Unit 6 Sport Psychology: Look at individual psychological factors that can influence performance, the psychological aspects of environments that sports are played in and the influences that others can have on performance. Internal based assessment. 3 separate Assignments</p>
--------------------	--



Unit 7 Practical Sport: Opportunity to improve your own knowledge and practical ability in a selection of individual and team sports. **Internal based assessment. 3 separate Assignments**

Unit 9 Research Methods: developing a clear grasp of research, the different types of research, how to search for and read different examples of research, and the importance of this for emerging sports practitioners.

Internal based assessment

2 separate Assignments

Assessment Type	Date	Location
Getting ready for Pack / Summer working task Hand in	September 2025	GF21 – PE Classroom
FPP1 – College Assessment – unit 1, 2 and 7	October 2025	GF21 – PE Classroom
FPP2 - College Assessment - unit 1, 2 and 7	December 2025	GF21 – PE Classroom
Unt 1 Anatomy and Physiology Exam	January 2026 date TBC	Sportshall
Unit 2 – Fitness Training Exam	January 2026 date TBC	Sportshall
FPP3 - College Assessment – Unit 3, 4, 6 and 9	February / March 2026	GF21 – PE Classroom
FPP4 - College Assessment - Unit 3, 4, 6 and 9	May 2026	GF21 – PE Classroom

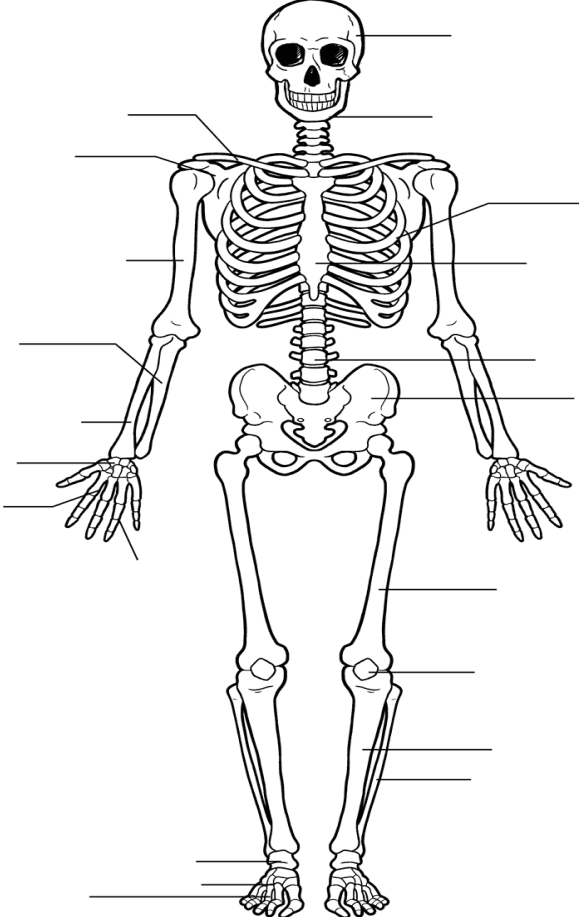
WHAT YOU NEED	
Kit List	<p>Minimum Expected Practical kit</p> <ul style="list-style-type: none"> • 1 x HH Logo T.Shirt • 1 x Black Legging / Tracksuit Bottom (can be your own) <p>Optional Extras</p> <ul style="list-style-type: none"> • HH Logo Hoodie • HH Logo Full Zip Top 
Course Supplement	<p>Haywards Heath College - Broadwater Sports</p>
Equipment	<p>What you need...</p> <ul style="list-style-type: none"> • Different colour pens and highlighters • Pencil, rubber and ruler • Notepad • 2 X A4 Ring-Binder Folders with s Dividers • Practical kit (Academy of Sport) • Exam Booklets (letter to follow) • Revision Guide (letter to follow)  <p>Haywards Heath College</p>

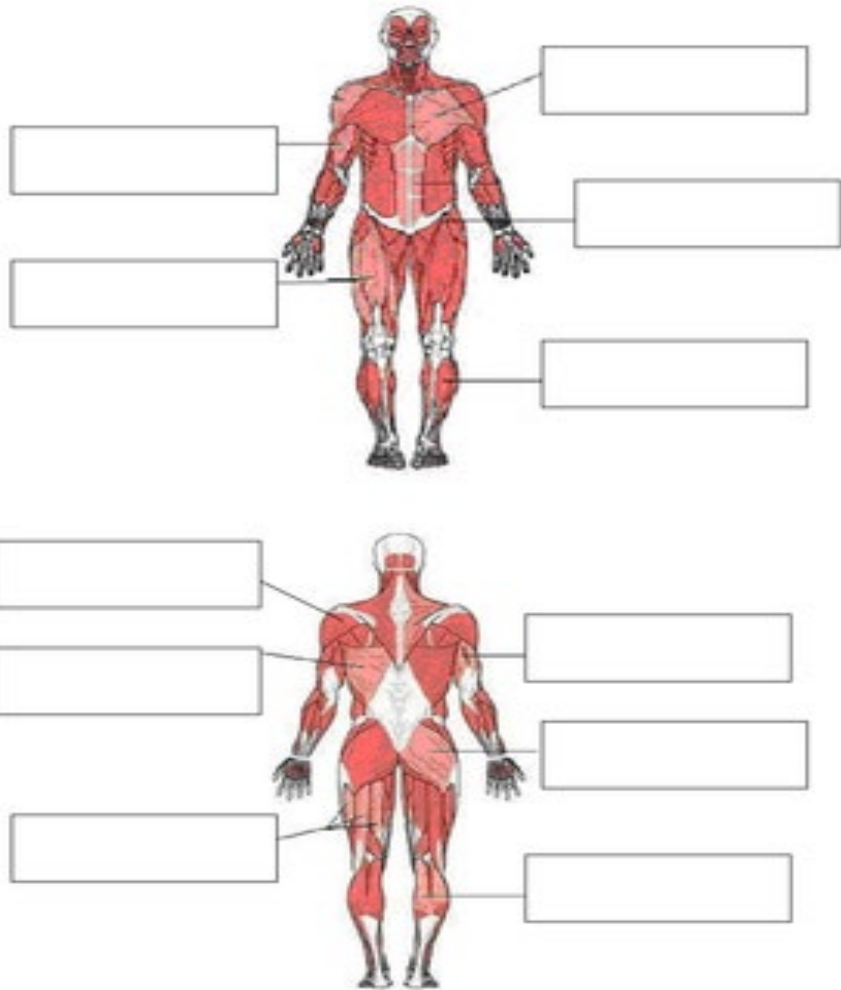
Essential Textbooks	<ul style="list-style-type: none"> ○ Pearson BTEC National Sport – Student Book 1 ISBN - 9781292134000 ○ Pearson BTEC National Sport – Student Book 2 ISBN – 9781292134062
----------------------------	--

ENRICHMENT	
	<ul style="list-style-type: none"> • Solent University • Chichester University • Amex Stadium courtesy of BHAFC • Guest Speakers • Sports Awards • AOC Leadership Programme • Collaborative Work with Mid Sussex Active • Paddle board / Bouldering Trips

SUMMER WORKING TASK INFORMATION
Completion Date: First Lesson Week Commencing 08/09/25
<p>This pack will help you make the best possible start to studying this subject. The tasks in this pack should take you about 4-6 hours to complete.</p> <p>The tasks are designed to get a bit more difficult as you work through them as they are preparing you for studying at a higher level and to become an effective independent learner. You should try to get as far as you can working on your own but if you do need help, please email us at info@haywardsheath.ac.uk telling us which Getting Ready For pack you are working on and what help you need. Help is available throughout the summer holidays.</p>

SUMMER WORKING TASK	
Skills Focus	<ul style="list-style-type: none"> • Unit 1 – Anatomy & Physiology (examined unit) • Unit 2 – Fitness Training & Programming for Health, Sport & Well Being (examined unit)

	<ul style="list-style-type: none">• Unit 3 – Professional Development in the Sports Industry (internally assessed unit)• Unit 7 – Practical Sports Performance (internally assessed unit)
Task 1	<p>Label the bones and muscles below:</p> 



Make notes on the function of the skeletal system using this video:

In an A5 poster format, What are the 3 types of muscle fibers and which sporting athletes benefit from each type. Use research and images to help you and reference your source.

Task 2

Complete the fitness components definitions below:

Fitness Component	Definition
Aerobic Endurance	
Strength	
Muscular Endurance	
Flexibility	
Speed	
Body Composition	



Pick one fitness component and plan a gym session to develop it:

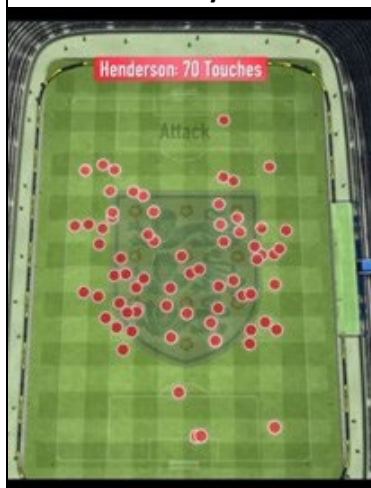
Block 1 (warm up)	Block 2 (main exercises)	Block 3 (cool down)
Exercise(s):	Exercise(s):	Exercise(s):
Duration:	Duration:	Duration:
Intensity/Sets/Reps:	Intensity/Sets/Reps:	Intensity/Sets/Reps:

Struggling for ideas? Have you tried YouTube or any other social media resources to support you?

Now do the session yourself. Tell us what went well and what went even better.

Task 3

Task 1: Watch a game of your choice. Pick a player and complete a notational analysis of them using the table below:



Sport:		Game:		
Player:		Date:		
Technique/Skill	Describe what does a successful attempt look like	Successful attempts	Unsuccessful attempts	% Successful
1				
2				
3				
4				
5				

Now complete a pitch/court heat map of each touch the player makes:

	<p>Video yourself perform in either a team or individual sport and analyse like Tasks 1 and 2. (If this isn't possible, please select another video of a different performer from your chosen sport)</p> <p>From the data gathered in tasks 1, 2 & 3, write about the strengths and weaknesses of your chosen player and your own performance. Please back your points by using the data you produced.</p>																																				
Task 4	<p>Research the skills, experiences and qualifications required for THREE jobs using the career profiles link below: Career advice for jobs in sport - Careers in Sport Careers in Sport, Leisure and Recreation UCAS</p> <p>Complete a skills audit on your own levels of performance with examples:</p> <table><tr><th>Skills required to be employable</th><th>Score out of 10</th><th>Example to back your score</th></tr><tr><td>Written communication</td><td></td><td></td></tr><tr><td>Verbal communication</td><td></td><td></td></tr><tr><td>Problem solving</td><td></td><td></td></tr><tr><td>Teamwork</td><td></td><td></td></tr><tr><td>Organisation</td><td></td><td></td></tr><tr><td>Commitment</td><td></td><td></td></tr><tr><td>Reliability</td><td></td><td></td></tr><tr><td>Resilience</td><td></td><td></td></tr><tr><td>Use of IT</td><td></td><td></td></tr><tr><td>Literacy and numeracy</td><td></td><td></td></tr><tr><td>Leadership</td><td></td><td></td></tr></table> <p>Using a template of your choice, complete a CV as if you were applying for a Sports Career job. If you have not written a CV before, or need support in updating your current CV, use the links below to support you.</p> <p>How to write a CV National Careers Service How to Write a CV (Curriculum Vitae): Advice and Examples How to write a CV with a basic CV template (and tips) Indeed.com UK</p>	Skills required to be employable	Score out of 10	Example to back your score	Written communication			Verbal communication			Problem solving			Teamwork			Organisation			Commitment			Reliability			Resilience			Use of IT			Literacy and numeracy			Leadership		
Skills required to be employable	Score out of 10	Example to back your score																																			
Written communication																																					
Verbal communication																																					
Problem solving																																					
Teamwork																																					
Organisation																																					
Commitment																																					
Reliability																																					
Resilience																																					
Use of IT																																					
Literacy and numeracy																																					
Leadership																																					

RECOMMENDED READING/WATCH LIST

Contextual Info – Books & Web

	<p>. BTEC Level 3 National Sport (Development, Coaching and Fitness) Student Book. Pearson, 2010. (ISBN 9781846906503) - Adams Metal, (2010)</p> <p>2. BTEC National Sport: Level 3: Development, Coaching and Fitness. Hodder Education; London. - Rea, S, Stanford-Brown, J and Manley, C (2010).</p> <p>3. Health Fitness Instructor's Handbook. Human Kinetics Europe. (ISBN 9780736042109) - Howley, E.T and Franks, B.D (2003)</p> <p>4. Anatomy and Human Movement. Butterworth-Heineman. (ISBN 9780750688147) Palastanga, N (2006).</p> <p>5. Fitness and Health (Human Kinetics, 2006) ISBN 9780736056144 - Sharkey B J and Gaskill S E</p> <p>6. Foundations of Sports and Exercise Psychology (5th ed.) - Weinberg R.S and Gould, D (2011) Human Kinetics; New York.</p>
	<ul style="list-style-type: none"> ○ https://www.brianmac.co.uk/ ○ www.teachpe.com ○ NGB websites <ul style="list-style-type: none"> • www.thefa.com • www.englandnetball.co.uk • www.badmintonengland.co.uk • www.basketballengland.co.uk ○ Sport England – www.sportengland.co.uk ○ Youth Sport Trust – Youth Sport Trust - Youth Sport Trust ○ Energy systems - https://athleticlab.com/energy-systems-how-they-work-and-when-they-are-in-use-by-drake-webster/ ○ Biomechanics - https://www.physio-pedia.com/Biomechanics In Sport ○ Psychological factors - http://www.theyogicjournal.com/pdf/2018/vol3issue1/PartS/3-1-208-632.pdf ○ Women in sport - https://assets.publishing.service.gov.uk/government/uploads/system/uploads/attachment_data/file/416060/FINAL.pdf

Interesting Reads ideas...

- The Sporting Gene - David Epstein
- Football Against The Enemy by Simon Kuper (1994)
- Addicted by Tony Adams (1998)
- Muhammad Ali by various
- Slaying the Badger: LeMond, Hinault and the Greatest Ever Tour de France by Richard Moore (2011)
- A Good Walk Spoiled: Days And Nights On The PGA Tour by John Feinstein (1995)
- Open by Andre Agassi (2009)
- All Played Out by Pete Davies (1990)
- Beware of the Dog by Brian Moore (2010)

- The Hand of God: the Life of Diego Maradona by Jimmy Burns (1996)
- The Blind Side: Evolution of a Game by Michael Lewis (2006)
- The Illustrated History of Football by David Squires (2016)