



CONSTRUCTION & ENGINEERING

Welcome to Level 1 Carpentry & Joinery

Course details

You will learn key practical skills in producing woodworking joints, maintaining and using hand tools, and preparing and using portable power tools.

Welcome to Level 1 Carpentry at Northbrook College! Studying carpentry and joinery at Northbrook College is fun, exciting and will leave you with the skills, confidence and underpinning knowledge of construction in a wider context, as well as introducing the vital basics of carpentry and joinery.

What to bring on your first day – See below

Kit list:

- ‡ **1 x pair steel toe capped safety boots** - Lots on Amazon from £10.59 - Locally you can find them at Screwfix/Tool Station etc
- ‡ **2 x blue biros** - *Bic Cristal Original Ballpoint Pens, Every-Day Biro Pens, Pack of 4 Cost £1.50
- ‡ **2 x 2h pencils** - *Graphite Pencil - STABILO Swano Pencil Box of 12 2H Cost £1.98
- ‡ **1 x pencil eraser** - *Swordfish Purple "Shielded" Eraser (Pack of 2) Cost £1.89
- ‡ **1 x pencil sharpener** - *Helix Oxford Double Hole Metal Pencil Sharpener Cost £1.00
- ‡ **1 x marker pen** - Bic Marking 2300 Blunt Tip Black Permanent Marker Cost £1.86
- ‡ **1 x roll masking tape** - *Cre8 Low Tack Masking Tape (25mm x 50m) Cost £1.99

STARTING INFORMATION



Northbrook
College

‡ 1 x protractor - **Helix 10cm 180 Degree Clear Protractor H0101 Cost £1.99*

‡ A4 pencil case - **Tiger tuff bag foolscap A4 single bag Cost £2.70*

‡ 1 x 10mm bevel edge chisel - *+*S&R Wood chisel/bevel edge chisel Cost £8.90*

‡ 1 x water bottle with sports cap filled with water (if you want to drink in the workshop)
Safety boots to be worn at all times in the workshop.

Uniform: Wear older clothing. Long trousers, and the chest/torso & upper arms must be covered. (A short sleeved tee is fine). To be worn in conjunction with the safety boots.

**Asterisked items were found on Amazon as a suggestion. Many items are sold in packs, so you can split the cost with someone you know on the course. You will need these items if you continue to Level 2, so they won't go to waste*

+The chisel does not have to be new. If you have one at home, you can bring that in. If it needs sharpening, we can do that at college. Many students buy a set as the start of their tool kit for their new career!

Important Information: Please make sure you are available for **Induction Week**, which commences **02/09/2024**

Further information will be provided at Course Confirmation/Enrolment day

Summer Task: A little bit of homework for the summer holidays! Please learn the names and meanings of the six types of sign below before your college course starts. If you break it down, and learn one a week, it should be manageable. You can also use this sheet to ask someone to test you, or cover up the words to test yourself to make sure you know it.





There are four categories of safety sign. Each one is designed to give you a

STARTING INFORMATION



Northbrook
College

message:

Category	Name	What this means
	A circular sign with a red border is a PROHIBITION SIGN	This means that you <u>MUST NOT DO</u> something.
	A circular blue sign is a MANDATORY SIGN	This means that you <u>MUST DO</u> something.
	A yellow triangle is a WARNING SIGN Sometimes they are called Caution or Hazard signs	This sign means that <u>DANGER MAY BE PRESENT</u>
	A green rectangle, or square is called a SAFE CONDITION SIGN Sometimes they are called Information signs	This sign means that there is <u>SOMETHING HERE FOR SAFETY/WELFARE</u>

There are two other kinds of safety sign:

1. Supplementary signs are also a green square or rectangle. They are used to give additional information, e.g. the reminder on the right to work tidily.
2. COSHH signs are also red and white. They are diamond shaped and warn that a substance is hazardous in some way.



Contact details

STARTING INFORMATION



Northbrook
College

Paul Lansdowne

Teaching and Learning Manager - Construction & Engineering

Tel: 01903 273322

Email: paul.lansdowne@gbmc.ac.uk

Jennifer Littlejohn

Course Lecturer

Tel: 01903 273434

Email: jennifer.littlejohn@gbmc.ac.uk

General Admin: AdminTeamBWSA@gbmc.ac.uk