

STARTING INFORMATION



Northbrook
College

ADMGIT

Welcome to Fashion & Textile Design

Course details

- Course Code NART009F1A
- Room E231
- 10am – 4pm
- Induction week: Tuesday 2nd Sept and Thursday 4th Sept 2025
- Term starts: wk beg 8th Sept 2025

Welcome to Northbrook College and the University of the Arts Awarding Body Level 3 Diploma in Creative Practice : Art, Design and Communication (Fashion / Textile) Course.

What to bring on your first day

- Water
- Lunch or money to buy food
- Pen / notepad
- Summer project work

Kit list / uniform

STARTING INFORMATION



Northbrook
College

Please see welcome pack

Summer tasks click on link: [welcome](#)

[2025 welcome pack.docx](#)

[View module: "Summer Welcome pack"](#)

Other?

Contact details

Carolyn.harrison@gbmc.ac.uk

01903 273015

Welcome Pack Year 1

STARTING INFORMATION



Northbrook
College

UAL Level 3 Diploma
and Extended Diploma
in Creative Practice: Art,
Design &
Communication

(Fashion Textile Design) Worthing

Dear New Student,

Welcome to Northbrook College and the University of the Arts Awarding Body Level 3 Diploma in Creative Practice : Art, Design and Communication (Fashion/ Textile) Course.

Your course induction will take place on TBC **September 2025**. Please arrive at college at 9.30am ready to start at **10am** and make your way to our studio (E231). You will be in college until approximately 4pm.

Please ensure you bring ALL your summer project work – **create a Textile Piece or Fashion Piece – a pen and notepad** on the first day.

During your induction you will be introduced to the course team and the college facilities. You will also receive your timetables and project brief for the rest of the term. Many of you may have or be seeking part-time work, please be aware that this course is full-time and when not in sessions you should be independently working on projects. You need to be available to be in college Tuesday – Friday from 10.00am – 4.00pm (Monday GCSE day) and we would strongly recommend you only arrange to work outside of these hours. Your timetable will be confirmed during induction in September.

I have attached the summer project brief, equipment list and social media info.

Have a great summer and see you in September.

Best wishes

Carolyn Harrison
Course Leader

Any questions please contact me: Carolyn.harrison@gbmc.ac.uk

STARTING INFORMATION



Northbrook
College

FASHION & TEXTILES



STARTING INFORMATION



Northbrook
College

Course:		UAL Level 3 Diploma and Extended Diploma in Creative Practice: Art, Design and Communication (Fashion Textiles)			
Project title:		Create a recycled Piece		Year / Term	YEAR 1
Issue date:	2025	Duration:	Summer holidays	Due date:	Sept 2025
Tutors:	Carolyn Harrison				
Assessor:	Carolyn Harrison				
Summative Assessment Date: September 2025					
Internal Verifier: Philippa Lucas					

STARTING INFORMATION



STARTING INFORMATION



Northbrook
College



STARTING INFORMATION



Northbrook
College

STARTING INFORMATION



Northbrook
College



STARTING INFORMATION



Northbrook
College

The Brief (What you have to do)

Task one – Create a recycled piece using materials other than fabric: beach litter such as: windbreak, towel, crocs, swimwear, paddle, bucket spade, beach ball, flip flops, deck chairs, paddle pool, life vest, wetsuit, lilo, inflatable or other things such as:

parachute or 35mm negatives, clay, metal, cable ties, astro turf and so on...and **transform it into something new**

You can use any technique and method you like:

Cut it, draw on it, stitch it, weave it, customise it, paint it, combine it, slash it, cut holes out of it, applique it, multiply it, embellish it (studs, beads, eyelets), fringe it, layer it, add other fabrics to it, add other materials to it such as metal, wood and so on.... Experiment with different looks and research into designers who could influence what you do. You could totally **DECONSTRUCT** the **material** and place it back together in a creative way. **TRANSFORM** the items into a new product, fashion piece, accessory, interior piece and so on...Wearable or not? Think about your specialism.

Useful links:

<https://bottletop.org/>

<https://www.inflatableamnesty.com>

<https://www.swahilimodern.com/collections/flip-flop-animals#:~:text=These%20friendly%20pup%20sculptures%20are,bold%20modern%20safari%20art%20sculptures>.

Moschino

<https://www.vogue.co.uk/fashion/gallery/moschino-ss23>

<https://nypost.com/2022/09/23/moschino-unveils-inflation-chic-collection-on-runway/>

Edwin Mohney

https://garage.vice.com/en_us/article/zmwqx8/london-fashion-week-inflatable-pool

Task two - Photoshoot your finished outcome and present the photo, this can be any size, A4 - A3. Consider location, model, styling, makeup and think about presentation of the photo.

STARTING INFORMATION



Northbrook
College



STARTING INFORMATION



Northbrook
College



STARTING INFORMATION



Task three – FABRIC/MATERIAL SOURCING

Collect 10 samples of fabric/materials (this maybe conventional fabrics or other materials which you find interesting) and cut them into an inch square, place each one onto a postcard size piece of card and write about the fabric (colour, weight, composition, price, width)

<https://uk.pinterest.com/nbfashtex/materials/>
<https://uk.pinterest.com/nbfashtex/fibres/>
<https://uk.pinterest.com/nbfashtex/fabric-sourcing/>

Task Four – VISUAL AND WRITTEN



Choose a **designer** and **celebrity** who you find interesting. Find out information about their work etc. Choose an image for each and place the images on 2x postcard size pieces of card on the back, write your findings, what you find interesting about the person and their work and why?

BRING ALL WORK IN WITH YOU ON YOUR FIRST DAY

See you all in September, Caz

STARTING INFORMATION

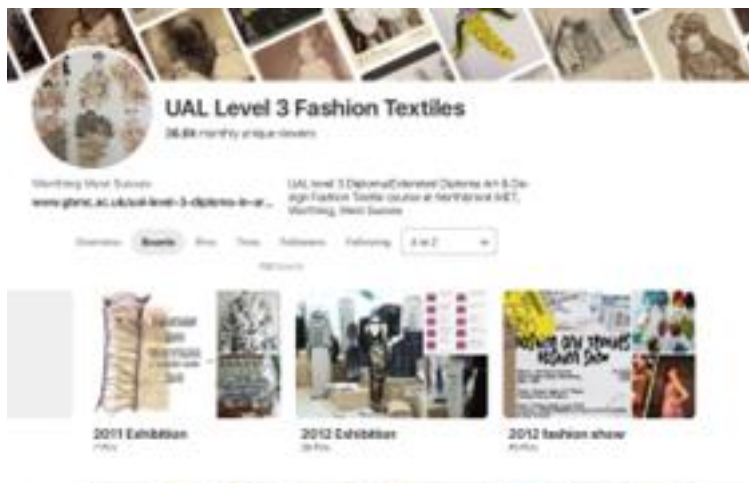


FASHION & TEXTILES

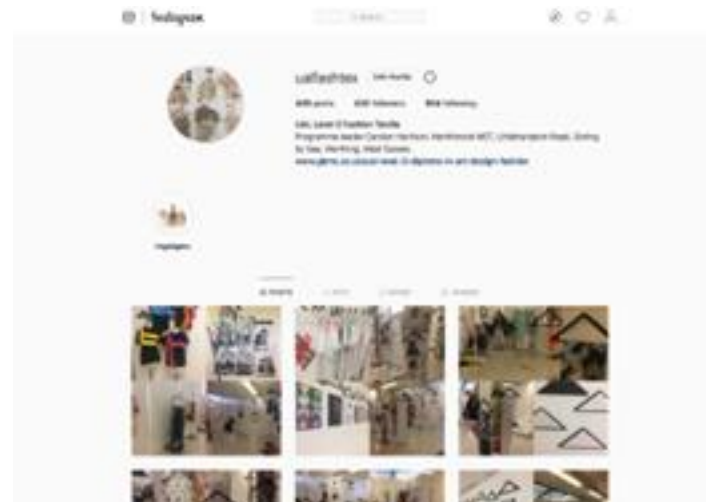
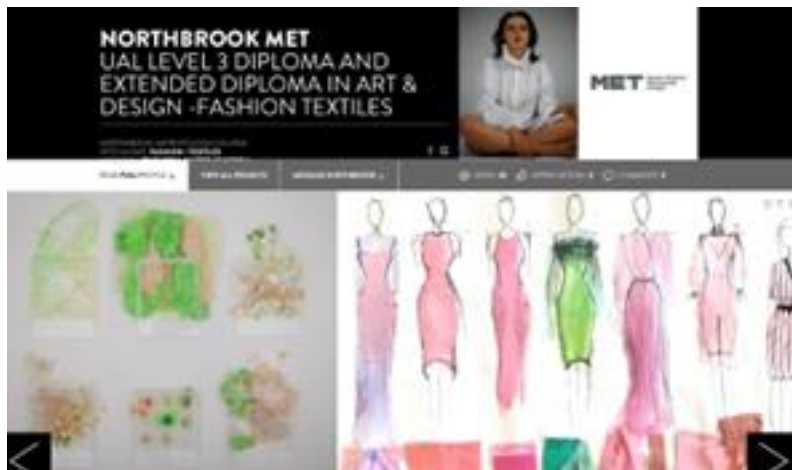
Course:	UAL Level 3
	Diploma and Extended Diploma in Creative Practice: Art, Design and Communication (Fashion Textiles)

Social Media

Please start to follow us, like us and share with friends and family



STARTING INFORMATION



<https://www.northbrook.ac.uk/courses/fashion-textile-design-ual-diploma-extended-diploma-in-creative-practice-level-3/>

<https://www.fashiontextiledesign.com/>

Follow us on the following social media :

<https://www.facebook.com/nbfashtex>

<https://www.instagram.com/ualfashtex/>

<https://twitter.com/FashTex>

<https://www.tiktok.com/@ualfashtex>

<https://www.artsthread.com/profile/northbrookmet/>

STARTING INFORMATION



Northbrook
College

<http://www.pinterest.com/nbfashtex/>

FASHION &

TEXTILES

Course:	UAL Level 3 Diploma and Extended Diploma in Creative Practice: Art, Design and Communication (Fashion Textiles)
---------	--

Collecting Materials

Please start to collect a range of materials and surfaces you find to draw on/ collage with etc.

They may include:

Cardboard	fruit wrappers
Plastics	corrugated paper/card
Recycle waste	packaging
Toilet roll inners	foam packaging peanuts
Flower wrapping	polystyrene
Wrapping paper	maps
Vintage paper	Fruit bag nets

STARTING INFORMATION



Potato bags
silk cotton acrylic etc.../ canvas/

Fabric:



hessian



Please do not buy everything on the list, get the basics so you can draw and sew and then see what you may need as the year progresses.

(we have sourced a lot of these items from amazon and morplan, you may be able to find them cheaper elsewhere and prices will fluctuate)

Art & design Equipment List

STARTING INFORMATION



Northbrook
College

Essential Basics items - make sure you have:

- 3x sketchbooks for year 1 - [https://www.amazon.co.uk/SEAWHITE-Spiral-Hardback-Sketchbook-](https://www.amazon.co.uk/SEAWHITE-Spiral-Hardback-Sketchbook-Portrait/dp/B00BMQLEJM/ref=sr_1_8?ie=UTF8&qid=1434703049&sr=8-8&keywords=seawhites+sketchbook)

[Portrait/dp/B00BMQLEJM/ref=sr_1_8?ie=UTF8&qid=1434703049&sr=8-8&keywords=seawhites+sketchbook](https://www.amazon.co.uk/SEAWHITE-Spiral-Hardback-Sketchbook-Portrait/dp/B00BMQLEJM/ref=sr_1_8?ie=UTF8&qid=1434703049&sr=8-8&keywords=seawhites+sketchbook)

- 1 x A4 Lever Arch file
- pencil, pen, pritt stick, double sided tape, masking tape, paper scissors, ruler
- fabric scissors, pins, hand sewing needles, tape measure, unpicker, thread scissors
- Frixion pens
- https://www.amazon.co.uk/Pilot-Frixion-Erasable-Rollerball-0-7mm/dp/B07KM9XK5B/ref=asc_df_B07KM9XK5B?mcid=a6837f16595538b3922890b3090a6c6b&th=1&tag=googshopuk-21&linkCode=df0&hvadid=697222484392&hvpos=&hvnetw=g&hvrand=2337000103575632862&hvpone=&hvptwo=&hvqmt=&hvdev=c&hvdvcmdl=&hvlocint=&hvlocphy=9196425&hvtargid=pla-608213434065&hvocijid=2337000103575632862-B07KM9XK5B-&hvexpln=0&gad_source=1

Art Equipment

- 3 x A3 or A4 Sketchbooks (heavyweight paper) = £15.99 each

http://www.amazon.co.uk/SEAWHITE-Spiral-Hardback-Sketchbook-Portrait/dp/B00BMQLEJM/ref=sr_1_8?ie=UTF8&qid=1434703049&sr=8-8&keywords=seawhites+sketchbook

- 1 x A4 file /lever arch – for seam sewing samples
- Box of plastic filing pockets
- Pencils 6B-B for drawing
- Good quality soft water colour brushes- very fine, medium, large flat brushes and a 1” house painting brush for washes
- Media - anything you like to use to draw- paint, acrylic, charcoal, oil pastel, felt tips, crayons, gouache, chalk
- 2 Black fine liner pens 0.5 and 0.1
- Bottle of Masking fluid
- Pritt stick
- PVA glue
- Double sided tape, Tape, Masking tape
- Hot Glue gun and sticks

- Paper scissors = £3.65 amazon

http://www.amazon.co.uk/Star-Scissors-Rubber-Handles-909280/dp/B000I5U17O/ref=sr_1_1?ie=UTF8&qid=1434701798&sr=8-1&keywords=paper+scissors

- 1 A3 Layout pad = £10.11 amazon

STARTING INFORMATION



Northbrook
College

http://www.amazon.co.uk/dp/B005GP86QE/ref=sr_1_3?ie=UTF8&qid=1434701698&sr=8-3&keywords=A3+layout+pad

Specialist equipment - Essential Pattern Cutting/ Garment construction equipment:

Good specialist suppliers:

<http://www.morplan.com/shop/en/morplan>

- Fine liner refillable pencil with H leads.= £6.15 morplan

<http://www.morplan.com/shop/en/morplan/pentel-automatic>

- A good quality pair of fabric scissors and thread snips https://www.morplan.com/gb_en/catalogsearch/result/?q=FABRIC+SCISSORS
- https://www.morplan.com/gb_en/catalogsearch/result/?q=THREAD+SNIPS

- A stitch unpicker

[https://www.hobbycraft.co.uk/valuecrafts-seam-](https://www.hobbycraft.co.uk/valuecrafts-seam-ripper/6626131000.html?qCountry=GB&store=96&qclsrc=aw.ds&qad_source=1&qad_campaignid=20489202173&qbraid=0AAAAADnvm3LDMFuGsi)

[ripper/6626131000.html?qCountry=GB&store=96&qclsrc=aw.ds&qad_source=1&qad_campaignid=20489202173&qbraid=0AAAAADnvm3LDMFuGsiNTQntudy2LDH2AC&qclid=Cj0KCQjwoZbBBhDCARIsAOqMEZXS Iz5dgeSkS57DhNVwj-Vkifi79eGs46dBTKUwqlBvlev4CDEdl8aAt8SEALw wcB](https://www.hobbycraft.co.uk/valuecrafts-seam-ripper/6626131000.html?qCountry=GB&store=96&qclsrc=aw.ds&qad_source=1&qad_campaignid=20489202173&qbraid=0AAAAADnvm3LDMFuGsiNTQntudy2LDH2AC&qclid=Cj0KCQjwoZbBBhDCARIsAOqMEZXS Iz5dgeSkS57DhNVwj-Vkifi79eGs46dBTKUwqlBvlev4CDEdl8aAt8SEALw wcB)

- Pencil eraser
- A flexible metric tape measure = £1.50
- https://www.morplan.com/gb_en/43282
- box of dress making pins = £4.17
- https://www.morplan.com/gb_en/43458
- Hand sewing needles = £1.07 morplan

https://www.morplan.com/gb_en/catalogsearch/result/?q=HAND+NEEDLES

- Scotch magic tape & masking tape = £3.25 & £1.25

https://www.morplan.com/gb_en/18126

https://www.morplan.com/gb_en/catalogsearch/result/?q=MASKING+TAPE

Non essential but useful equipment:

- TRACING WHEEL £5.33 https://www.morplan.com/gb_en/41209

- Pattern notcher £13.65 https://www.morplan.com/gb_en/41208

- Pattern Master. (See Morplan booklet) ECONOMY £10.97 https://www.morplan.com/gb_en/41558

STARTING INFORMATION



Northbrook
College

- Metre metal ruler
- SECOND YEAR**
A2 Portfolio (ring binder and 10x sleeves)

<https://www.seawhite.co.uk/Catalogue/DISPLAY-STORAGE/Holdalls-Portfolios/Seawhite-Portfolios-and-Sleeves>

A2 white display card CDW4SA2 200GSM (25 sheets)

<https://www.seawhite.co.uk/Catalogue/SURFACES-MOUNTING/Card/Seawhite-White-Card/Seawhite-200gsm-White-Card/A2-200gsm-White-Card-50-sheet-pack-CDW4SA2>